

*theultimate*<sup>®</sup>  
collection



---

Modern Design ♦ High Security ♦ Energy Efficient  
PVC-u Windows & Doors

---



## Welcome

This guide has been designed to help you fully understand the numerous benefits included with the Ultimate Collection of windows and doors.

The success of the Ultimate brand is largely down to the many features that will not only enhance the appearance of your home, but also the security and energy efficiency.

The homes that inspire us are the ones that reflect our personalities. We all have different lifestyles, favourite colours and tastes.

So we would like to show you that choosing windows and doors can be inspiring and that it is possible to design something that is not just functional but becomes as unique to you as your home is.

## Contents

Frame Options	Pg 2
Colour and Finish Options	Pg 3
Window Energy Ratings	Pg 6
Maximise the Opening	Pg 8
Window Security	Pg 9
Window Handle Options	Pg 10
Trickle Ventilation	Pg 11
Georgian Bar Options	Pg 12
Versatility in Design	Pg 13
Equal Sight Lines	Pg 14
Ultimate Entrance Doors	Pg 15
French Doors and Stable Doors	Pg 17
Door Security	Pg 18
Door Furniture	Pg 19
Sliding Patio Doors	Pg 22
Quality Assurance	Pg 23



BEVELLED

## Frame Options

An initial choice you will want to make is whether to have bevelled or ovolo shaped profile. Bevelled profile offers contemporary clean lines whilst ovolo profile offers a more detailed, sculptured finish. This choice can often be influenced simply by your individual preference but may also be influenced by the style of your property.



OVOLO


# Colour and finish options

Options now extend far beyond the traditional white window. The Ultimate Collection offers you so much choice in terms of style and finish that you should never need to compromise.

## BEVELLED PROFILE FINISH OPTIONS



## OVOLO PROFILE FINISH OPTIONS



If you would like a colour that is not within our range of woodgrain foils, we can arrange to have your windows or doors spray painted in the colour of your choice.

You can choose to have the colour applied to both the inside and outside faces, or outside only leaving a fresh white internal finish.



Due to possible variations in the printing process, please refer to physical colour swatches for an accurate representation of these finish options. Rosewood, Cherrywood, Irish Oak and Black W/Grain both sides are on a Dark Brown Base. Dark Grey 7016 W/Grain both sides and Smooth Dark Grey 7016 both sides are on a Grey Base. All other finishes are on a White Base.

# Importance of the finish

With the rapid advancement in PVC-u technology, you would often now be hard pressed to tell the difference between PVC-u products and their timber equivalents.

This provides you with a multitude of finish options. You may find for example that choosing a Rosewood or Oak woodgrain finish will help to blend more sympathetically with your home and garden.

Colours such as Black, Grey, and Cream are also increasingly being used to great effect as well as an array of bespoke coloured woodgrain colours. And remember, unlike their timber equivalents, they will not need painting, and they will be guaranteed for years to come.



Rosewood Finish on Bevelled Profile



Dark Grey 7016 Woodgrain bevelled window



Ice Cream Woodgrain windows with Georgian Bar detail



Close up showing the available realistic black woodgrain effect



Grey working well with cream exterior render

# Window Energy Ratings



As part of the Government's overall initiative to reduce the levels of carbon dioxide emissions, they have put controls in place to reduce the energy lost from domestic dwellings.

Window heat loss can account for a substantial proportion of the total heat loss from your home. Therefore replacement windows are now energy rated which will help to reduce harmful CO2 emissions and help cut the cost of heating bills.

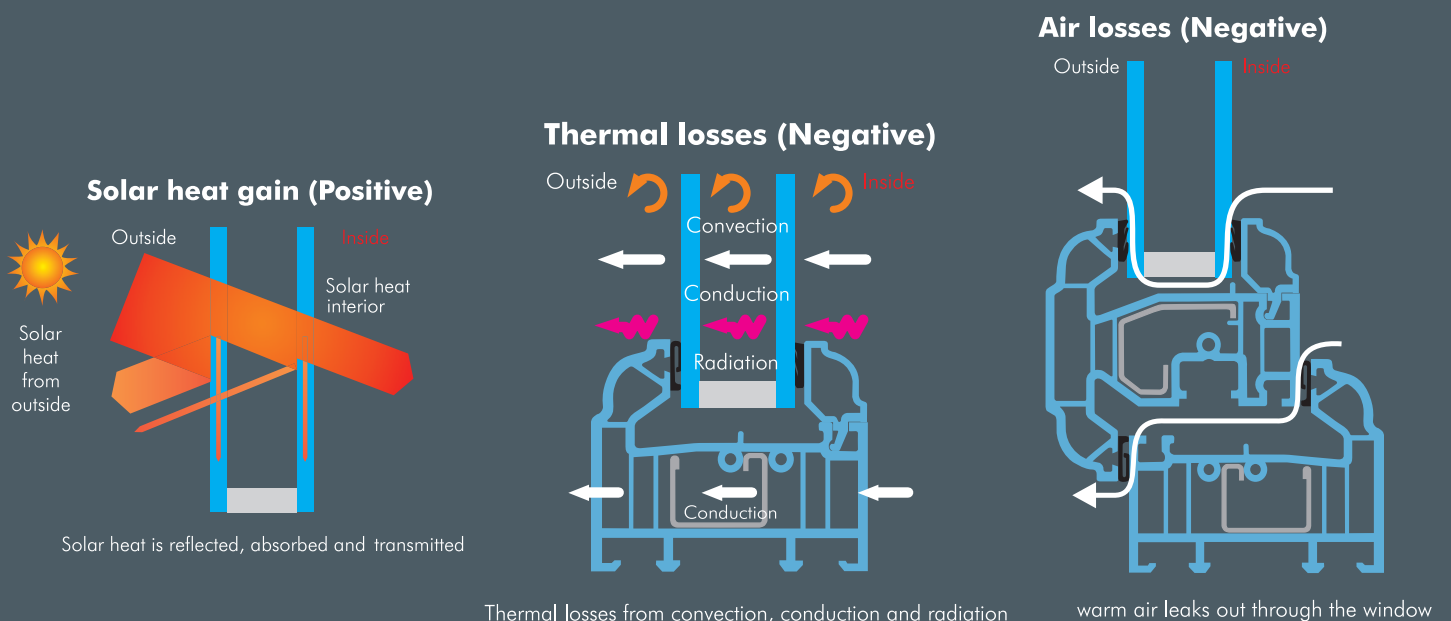
Ultimate window profiles along with the glass sealed unit specification are fed into a computerised simulation test to measure:-

Solar heat gain

Thermal losses

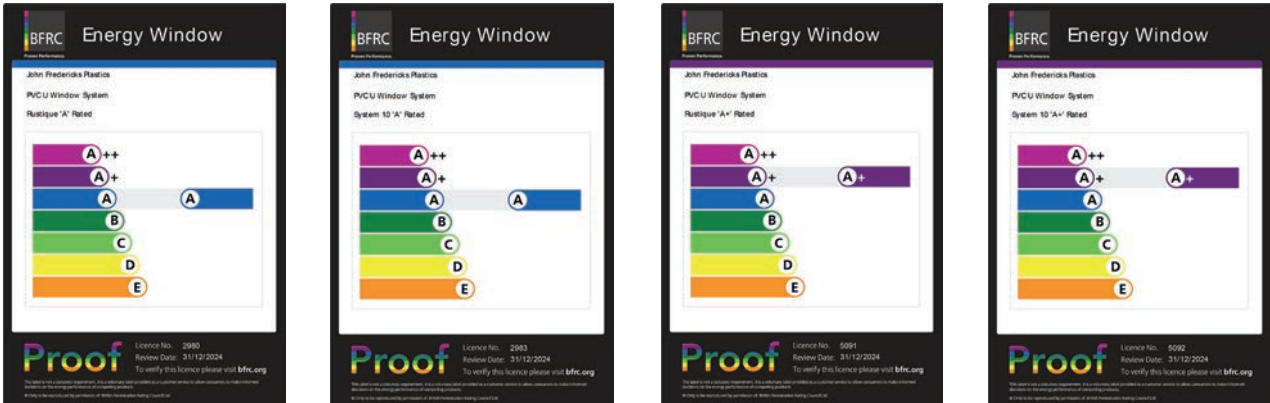
Air losses

Based on the results, windows are then rated from A-G with A-Rating being the most thermally efficient.

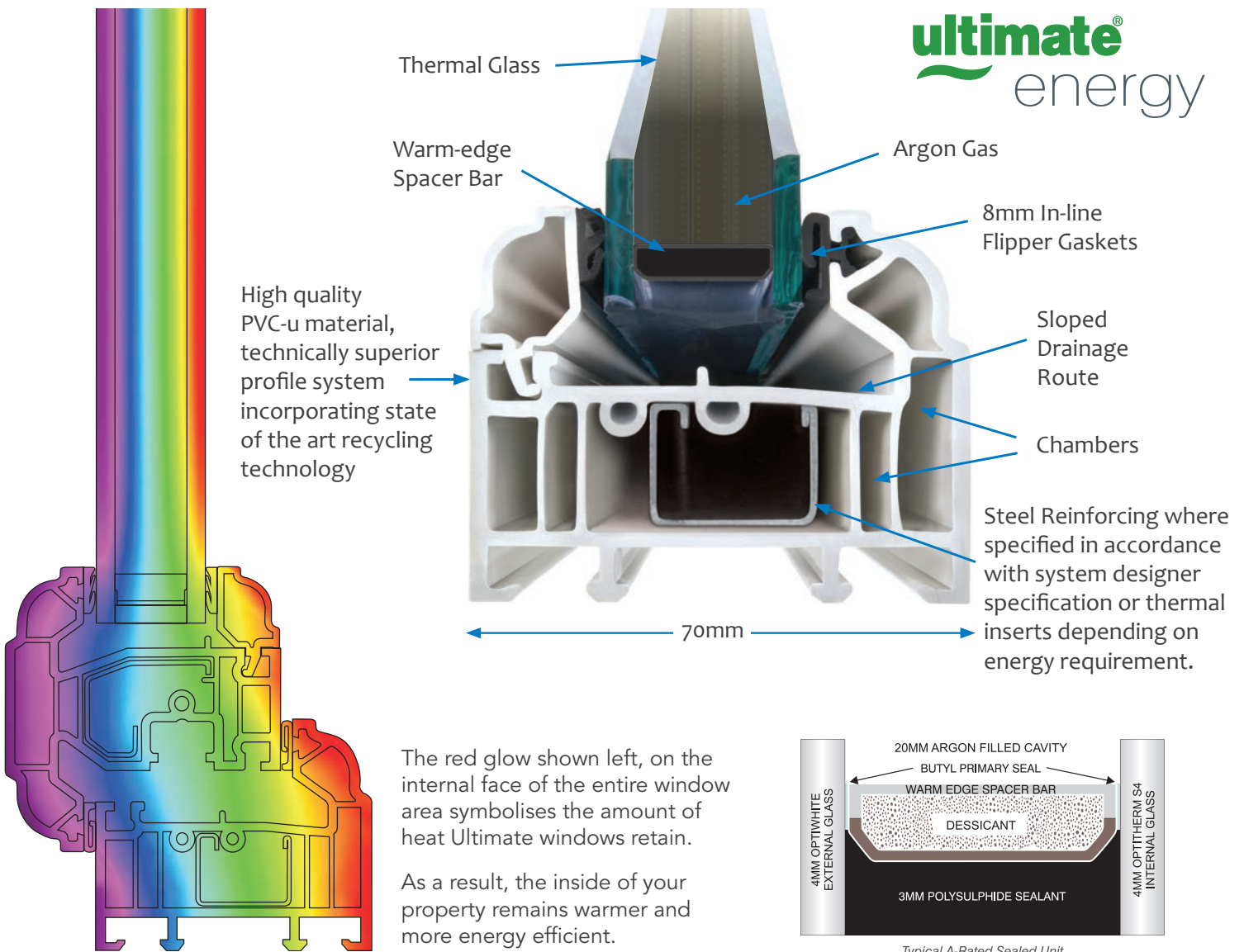


# Why choose Ultimate?

In order to meet the governments thermal performance targets and current Building Regulations, all replacement PVC-u windows are to achieve a U-value not exceeding 1.4 (W/m2.K) or Window Energy Rating 'B' or better.



Ultimate Windows can achieve an A+ Energy Rating and a U-value of 1.3 (W/m2.K).



Reduce home heat loss and save money with Ultimate Energy Efficient Windows.



## Maximise the opening

The owners of this property wanted to maximise the size of the opening of the kitchen window.

The solution was a cottage style window (French Casement) with a floating mullion.

The floating mullion is purposely designed to house the locking system so a central fixed vertical mullion is not needed between the two opening sashes.


When the windows are fully open, you get the maximum benefit and when the windows are closed, the floating mullion gives the appearance of a fixed frame between the two opening sashes.



The floating central mullion allows the windows to benefit from the maximum opening without obstruction.







A total of **10 security points** around each opening window



BS 7412/PAS 24  
KM 36015

2 x steel shoot bolts\*

4 x central collared cams

2 x high security fire escape / easy clean hinges

2 x 15mm anti-jemmy hinge bolts



Steel Shoot Bolts\*



Collared Cams



High Security Fire Escape / Easy Clean Hinges



15mm Anti-jemmy Hinge Bolts



## Smart Safety Solutions

For your safety, high security fire escape / easy clean hinges are fitted as standard to all side-opening windows. These will open fully to give you an alternative means of fire escape (dependent on window size) and can slide towards the centre to allow easy external cleaning.

'PRESS' the release clips located on the top and bottom hinges and simply slide the window across for easy external cleaning. The window will automatically realign upon closing.

The release clip is clearly marked with the word 'PRESS' as shown right.



Fire escape / easy clean functionality

\* Shoot bolt and night vent functionality are dependent on the dimensions of an opening sash. Therefore small sashes may not have one or both of these functions. Limited night vent locking available on French Casement windows; master sash only on rebated sash French Casements and none on flush sash French Casements.

# Window handle options



White



Black



Graphite



Gold



Chrome



Satin



Bronze



Antique Black



Chrome  
Teardrop Handle



Gold  
Teardrop Handle



Graphite  
Teardrop Handle



Antique Black  
Teardrop Handle



Chrome  
Monkey Tail Handle



Gold  
Monkey Tail Handle



Graphite  
Monkey Tail Handle



Antique Black  
Monkey Tail Handle

# Trickle Ventilation

As of 15th June 2022, Approved Document F of the Building Regulations that specifically relates to ventilation, requires that adequate ventilation is provided throughout a property.

Adequate ventilation will ensure that air flows through the property by allowing stale air and harmful pollutants to escape, helping to reduce the spread of airborne viruses whilst maintaining a good level of air quality, particularly important to allergy sufferers and those with Asthma.

Ventilation is also crucial in helping to prevent the accumulation of excess condensation which could have an adverse affect on the structure of your home and your health. In the absence of a suitable mechanical ventilation system, conforming to these regulations requires the use of trickle vents fitted into windows.

Ultimate Collection Windows are able to meet these requirements with efficient, safe and secure trickle vents, installed into either the sash or outer frame.

Ventilators match to your chosen frame colour and the hooded external canopy prevents water and insects from entering the home.



*Hooded external canopy*



*Innovative internal link vent with closure plates*



*Trickle Vents installed through the window sashes*




*Trickle Vents installed through the outer frame  
Also showing the functionality of the internal link vent closure plates*

## Concealed Ventilation Canopy

You also have the option of concealed ventilation.

The ventilation is built into the head of the outer frame which is concealed by a full width aluminium exterior canopy, colour and finish matched to your window frames.

The same interior link vents with closure plates, as used above, are used on the inside of the window.



*Concealed Ventilation installed through the outer frame*



## Ali-lock Authentic External Georgian Bar option

theultimate<sup>®</sup>  
collection  
EXCLUSIVE

You may decide to have decorative Georgian Bars applied to your windows for the truly authentic Georgian style.

The unique Ali-lock Georgian Bar is a scribed PVC-u bar, finished and colour matched to the exact same finish of your chosen windows. The bars are connected to full length aluminium fixing strips that are bonded to the glass unit. This, combined with the spacer bar grid design inside the unit, gives the impression that each pane is a separate unit.



The innovative Ali-lock bar system ensures the Georgian grille does not shrink, warp or detach, regardless of weather conditions.



### Internal Georgian Bar

In contrast to the Ali-lock External Georgian Bar system where the bar is applied onto the outer faces of the insulated glass unit, as the name suggests, Internal Georgian Bars are held within the sealed glass unit.

Internal Georgian Bars still provide an effective feature but with the bars inside the glass, the glass maintains a flat surface with no protrusions and are therefore easier to clean.



## Versatility in Design

In order to cater for the diverse mix of property styles and consumer preferences, windows and doors are now available in a wide variety of styles and finishes.

Using a combination of top openers, side openers and fixed panes, the range of styles is immense so you are sure to find a design to suit your home.

There is no reason to compromise when replacing bay windows either. The Ultimate Collection offers load bearing support components to suit both 90° bay windows and multifaceted bays.



# Dummy casements provide Equal Sight Lines

The owners of this property have chosen to have opening sashes in the tops of the windows and fixed dummy casements in the lower half.

Viewed from the outside all appear to be opening windows and therefore help to maintain a neat, balanced symmetry throughout the property known as equal sight lines.



The below example clearly shows how dummy casements help to achieve equal sight lines. The left image shows opening sashes either side of a fixed pane.

The right image also only has opening sashes either side but a dummy casement has been added in the centre to provide equal sight lines and give the impression of three opening sashes.





## Ultimate Entrance Doors

Choosing the right entrance door for your home is an important decision as your front door creates the first impression and the all important kerb appeal.

Your choice of door and glazing design can help define the overall style of your home and add light to an otherwise darkened hallway.

Allow yourself time to decide what is right for your home. Whether traditional or contemporary there is a vast choice of options making it possible to emulate most timber door styles in PVC-u.


And don't forget, if you would like a door colour that is not within our standard range of colour options, we can arrange to have your chosen door design spray painted in the colour of your choice.





## Genus Timber-look Joints

For the authentic timber look, Ultimate bespoke doors offer you the option of Genus timber-look joints inside and out. An alternative to 45° welded joints, these are designed to emulate the traditional butt joints seen on timber doors.



## Timber-look Cill

The timber style features can be carried right through to the cill. Ultimate Bespoke Doors offer you the option of a timber look PVC-u cill, deeper in proportions to standard PVC-u cills in order to complete the timber look.



Genus Timber-look Joints

Deep Timber-look Cill

## Optional Deep Timber Look Midrail Options

Ultimate Bespoke Doors are engineered with a slimline midrail as standard in order to achieve equal sight lines and proportions across the range of styles. However, a number of styles in the collection have been designed to closely emulate traditional timber doors and are therefore best suited to include a deeper Midrail option. Ultimate Bespoke doors give you the additional options of the 2 section 168mm Midrail or 1 section Deep Timber Look 195mm Midrail\*.



Standard Slimline Midrail



2 section 168mm Midrail



1 section 195mm Midrail



# PVC-u French Doors

French Doors, often with full height glazing can provide additional light to a room. They are used both internally as a partition from one room to another or externally to provide elegant access to the garden.

These door styles will also provide a practical wider opening, particularly useful when moving larger items to and from the property. When the opening is too narrow for a Bi-fold or Patio Door, French Doors can often be the perfect solution. All Ultimate French Doors include the same multi-point lock that is fitted to single doors with additional shoot-bolts fitted to the slave door.




# PVC-u Stable Doors

## Contemporary Stable Door

The contemporary stable door option is a hybrid, encompassing the lower half of a standard residential door, with the top half of a tilt and turn window.

The tilt and turn section works independently so you are able to either tilt the top opening sash inwards (hinged from the bottom), or have the top opening sash fully open and hinged from the side.


The door can be inward or outward opening but the tilt and turn function is always inward.



Closed Position



Tilt Position



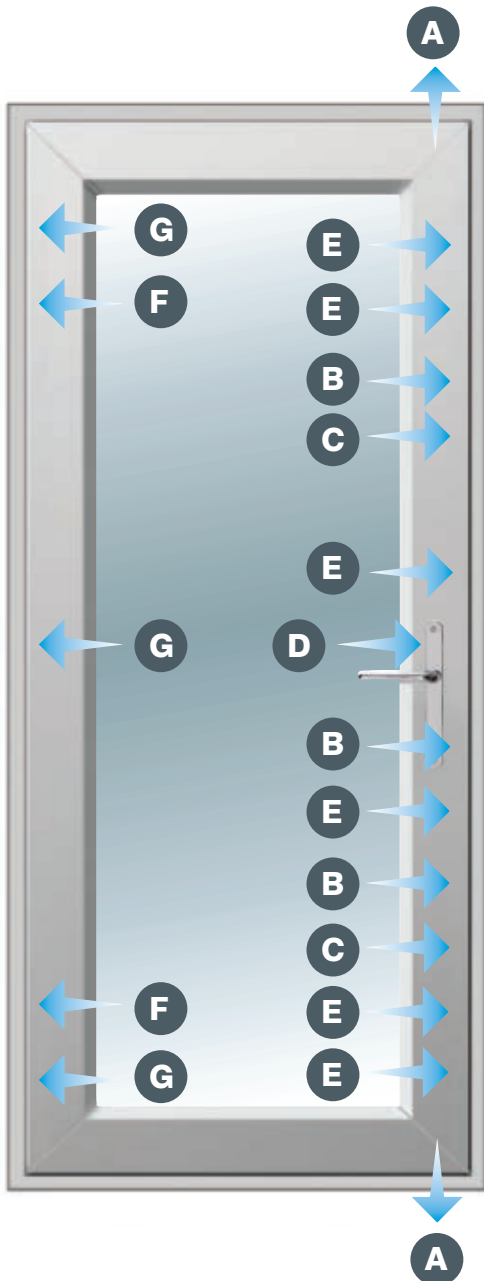
Turn Position

## Traditional Stable Door

As the name suggests, this option works in the same way as a traditional timber stable door. Unlike the contemporary option the proportions of the door are a 50/50 split with the top and bottom half equal sizes.

This option also operates in the manner of a traditional stable door and does not have the same tilt and turn functionality as the contemporary option.





## Up to 14 security points around the door

- 2 x top and bottom shoot bolts.
- 3 x outer/inner facing hook locks.
- 2 x dead locks.
- 1 x centre locking latch.
- 4/6 x roller cams (dependent on door height).
- Plus 2 x anti-jemmy hinge bolts.



BS 7412/PAS24  
KM 590739




Shoot Bolts




Hook Locks



Dead Locks



Centre Locking Latch



Compression  
Rollers Cams



Anti-jemmy  
Hinge Bolts



Standard Hinge  
(other finishes available)



Optional Pencil Hinge  
(Heritage Doors Only)

## Yale High Security Cylinder

To prevent cylinder manipulation, Ultimate doors are fitted with a 3 star high security Yale cylinder, and for convenience all doors are supplied with 5 keys as standard.



## Townhouse Lock

As an alternative to the standard locking system, you may wish to consider our townhouse lock option. The townhouse lock is completed with a traditional escutcheon finger pull. This option includes the same high security cylinder as detailed left.




# Door furniture options

## Standard Handle Finish Options



## Letter Box Options



# Door furniture options

## Bull Ring Knockers

Our specialist range of Bull Ring Knockers will provide the finishing touches and all important kerb appeal. This functional yet aesthetically pleasing knocker is available in the following finishes.



Black



Graphite



Gold



Chrome



Bronze



Pewter



Antique  
Black



Rose



Forged  
Black



Victorian and Slim Victorian  
Urn Knockers  
(finishes to match standard door  
handles except Pewter and Rose)



Spire Knocker  
(Pewter finish only)

## Grade 316 Austenitic Stainless Steel

For areas of the country that are particularly susceptible to increased corrosion such as coastal areas, you have the option of our Grade 316 Austenitic Stainless Steel suite of door furniture. The suite comprises of a handle, door knocker and letter box as featured right.



## Offset Pull Bar Handle

Contemporary door styles can be enhanced further with the addition of Grade 316 Austenitic Stainless Steel offset pull bar handles.

You have a choice of 3 bar lengths, 1800mm, 800mm and 400mm.

# Door furniture options

## Period Door Furniture

For period style doors, the below ornate furniture is available.



Monkey Tail Inline Lever/Lever  
Available in Forged Black (pictured)  
and Hardex Pewter



Regal Handle  
Available in Forged Black (pictured)  
and Hardex Pewter



Noble Inline Lever/Lever handle  
Available in Forged Black (pictured)  
and Hardex Pewter



Escutcheon Finger Pull  
(finishes to match standard door  
handles except Satin and Pewter)

Decorative Door Knobs available in  
the following finishes.

- White
- Black
- Graphite
- Gold
- Chrome
- Satin
- Bronze
- Pewter (shown)
- Antique Black



Architectural Letterplate  
Available in Hardex Gold, Hardex Chrome,  
Hardex Graphite, Hardex Bronze, Hardex Pewter  
(pictured), Antique Black and Forged Black.



Heritage Letterplate  
Available in Hardex Gold, Hardex Chrome,  
Hardex Graphite and Antique Black (pictured)

# PVC-u Sliding Patio Doors

Modern day comfortable living comes in a variety of forms. Where light and space is key, large glass surface areas such as Sliding Patio Doors will help to bring in more light and provide that contemporary spacious feel.

They are particularly suited to rooms restricted in size or space with the doors sliding horizontally and therefore not encroaching on internal space.

Security is covered with opposing hooks locks, internal/external locking, aluminium inter-lock section and anti-lift device. Secured By Design is an optional extra.



# Quality Assurance

Ultimate products are put through regular stringent tests to ensure a consistent high level of quality, but don't just take our word for it...

The British Standards Kitemark is one of the most well known and respected product certification marks in the world and is your reassurance that BSI has checked that your Ultimate PVC-u windows and doors comply with the latest British Standard.



ISO 9001:2015  
FM 33147



BS 7412  
KM 36014




BS 7412/PAS24  
KM 36015



BS 7412/PAS24  
KM 590739



BS EN1279 PT2  
KM 37462  
AG Glass



## Quality Assurance ISO 9001:2015

This certification was awarded for providing a high level of Quality Control systems throughout manufacture, administration, health & safety, and products including that of our suppliers such as profile and hardware. We are required to give BSI unrestricted access to our offices and factories and allow random samples to be selected for testing on a regular basis.

## BS7412. PVC-U Windows

A standard for PVC-u windows whereby a series of mechanical and manual tests are carried out to ensure windows against weather performance and durability.

## Enhanced Window Security (formerly BS7950)

A standard for PVC-u windows whereby a series of mechanical and manual tests are carried out to ensure windows against an accepted level of burglar resistance.

## Enhanced Door Security

A standard for PVC-u doors whereby a series of mechanical and manual tests are carried out to ensure doors against an accepted level of burglar resistance.

## BS EN1279 PT2. Sealed Units

A thorough and daily test routine for double glazed sealed units is carried out to ensure certification. Tests prove that sealed units adhere to correct dew point, sealant correctness and desiccant moisture absorbency.

## BFRC. Window Energy Ratings

Windows are assessed using specific glazing and given a rating from A-G for energy efficiency.





---

Modern Design ♦ High Security ♦ Energy Efficient  
PVC-u Windows & Doors

---



[www.theultimatecollection.uk](http://www.theultimatecollection.uk)

In keeping with market trends and improvements we reserve the right to change specifications accordingly and without notice. Hardware, furniture and glass options may vary from those shown on images used at the time of print. Ultimate Collection products are installed by a select network of Approved Installers. All enclosed photography is subject to third party copyright and must not be used outside of this brochure. Published by John Fredericks Plastics, manufacturer of The Ultimate Collection October 2024.